

CAD-CAM

 **ZiACOR**[®]
by  ZiACOM[®]

www.ziacor.es

Co-Cr Milling



Cobalt-Chromium base. Its chemical composition confers high corrosion and twist resistance. Biocompatible.



Coatings

All commercially available coating materials are designed to be used with Cobalt-Chromium.

Co-Cr Sintering



Metallic particles between 10 and 20 micrometers, Cobalt-Chromium base, free of nickel, beryllium and Gallium. Finish and textures of high quality. High corrosion resistance. Biocompatible.



Indications

Indicated for single crowns and partial bridges or full arch bridges, cast partials and secondary parts for combined restorations.

Ti Titanium



Grade V Titanium alloy with Aluminum (Al) and Vanadium (V). High resistance to corrosion and twist. Excellent mechanical properties. Biocompatible.




Coatings

All commercially available coating materials are designed to be used with Titanium.

Zr Zirconium



Isostatically pressed Zirconium base. The density and uniformity of the material provides excellent properties to the Baked part: mechanical and chemical resistance up to 15% higher than those obtained on an axially molded part. Biocompatible.



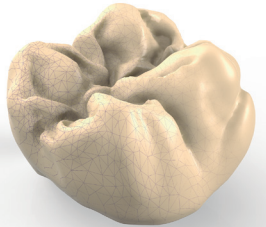
Indications

Aesthetic and fitted.
Normal-Translucent (High hardness).
XT (High translucency and hardness).
Monolithic.

PMMA
Polymethylmethacrylate



Polymethylmethacrylate (PMMA) base material. Ideal for provisional prosthesis. PMMA Single-Colour Disc composed of acrylic resins. High mechanical, chemical and abrasion resistance. Natural fluorescence. Biocompatible.

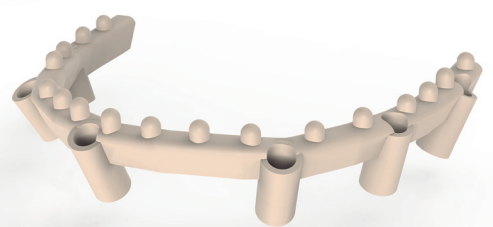


Indications
Ideal for crowns and bridges, inlays-onlays and long-term temporaries.

PEEK
Polyetheretherketone



Polyetheretherketone base material. Exceptional for chemical resistance and optimum for mechanical resistance. High dimensional stability and impact strength. Ideal for patients allergic to metals. Biocompatible.




Indications
Recommended for full arch substructures and abutments.

IPS e.max® CAD



Lithium disilicate
Glass-ceramic 2,5 - 3 times stronger than other ceramics and glasses. Restorations offers flexible cementation options. Permanent restorations due to the high resistance. Natural aesthetic regardless of the colour teeth.



Indications
Thin veneers (0,3mm). Minimally invasive Inlays and onlays. Only unitary restorations.

Ceramic

An excellent ceramic due to its durability and aesthetics. When nanotechnology is applied, this material produces bright colors. It also has a great durability that can be used for either single piece or long bridge.

Composite

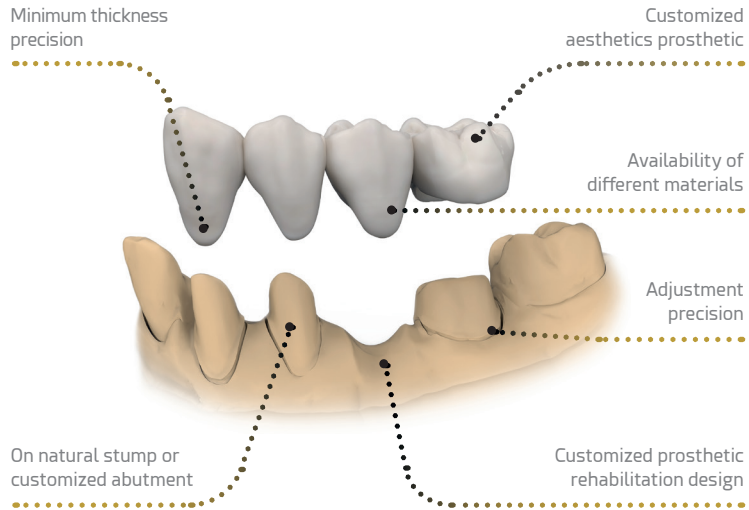
A micro-filled and light-curing laboratory composite that is suitable for dental restorations with and without structure. Its inorganic opalescence filler offers optimum benefits in terms of abrasion, pigmentation, processing and surface gloss.



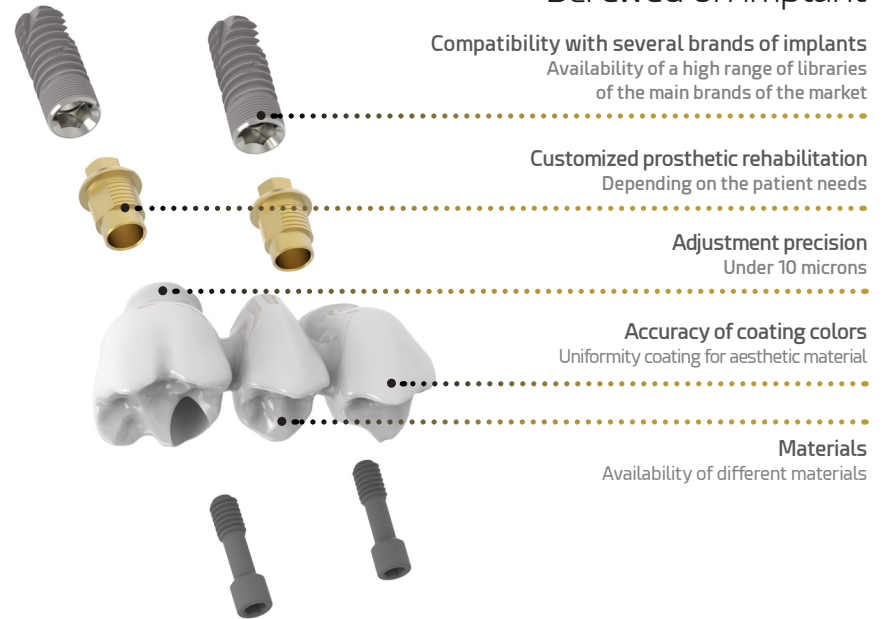
Rehabilitations

ZIACOR® allows you to realize prosthetic structures on a natural tooth or customized abutment. ZIACOR® guarantees an optimal adjustment and high precision. Below, images based on real rehabilitations.

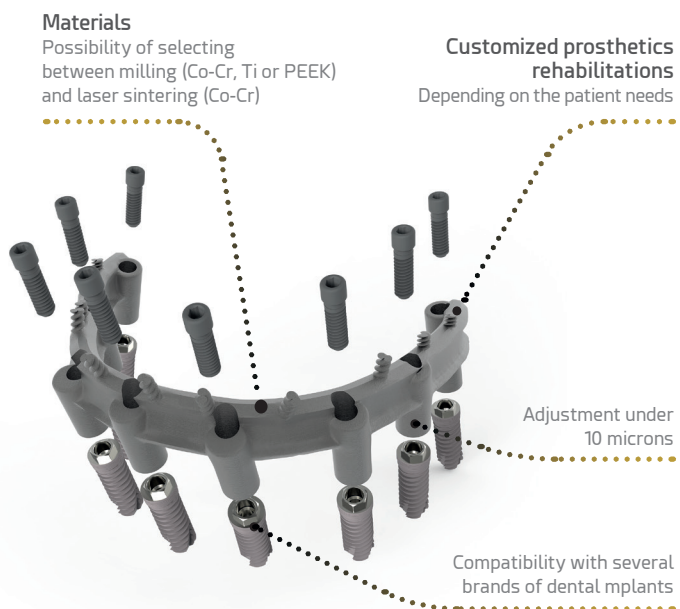
Cemented on natural stump



Screwed on implant



Hybrid structure and removable bars



Full arch solutions



CAD-CAM technology has changed oral implantology, allowing the professional to obtain structures and prosthetic solutions, that are inaccessible by alternatives methods, in a variety of materials.

ZIACOR® CAD-CAM has all types of innovative solutions for custom prostheses with a wide variety of high-performance materials. ZIACOR® CAD-CAM offers added value to clients by automated process.

A suitable system for all oral restorations

Prosthetic solutions can be made in different color tones of natural dental pieces with ZIACOR® CAD-CAM system. All restorations, either direct to implant restorations or with interfaces, over abutments, full structures, cast post and tooth preparation.

There is a wide range of prosthetic solutions:

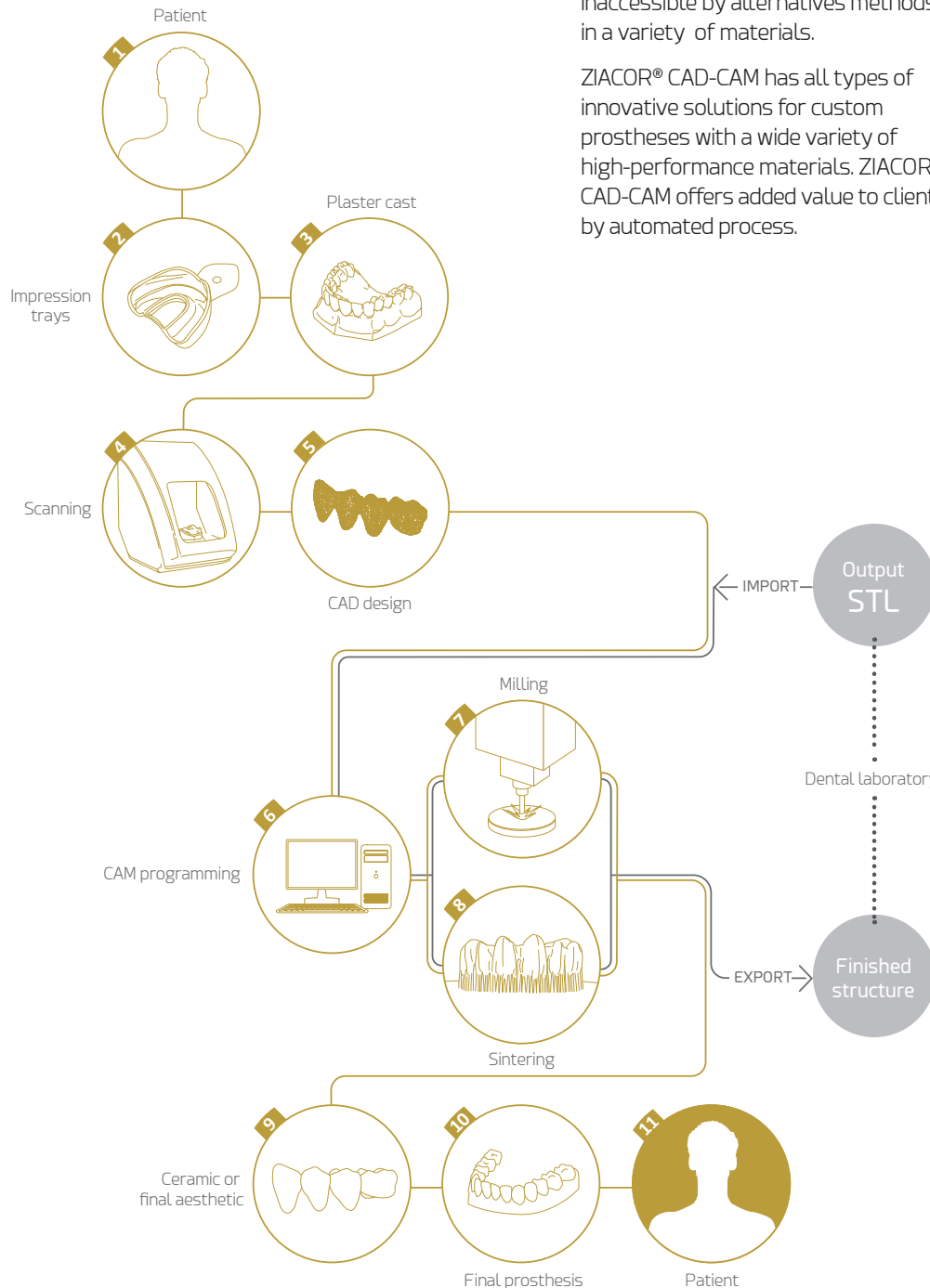
- Anatomical Crowns
- Copings
- Onlays
- Inlays
- Cemented bridges
- Bridges over natural tooth preparation or screwed
- Customized bars
- Hybrid

3D impression

Based on PolyJet 3D impression technology, ZIACOR® manufactures in an automated way: crown models, surgical guides and plaster models.



Materials:

- A material with meticulous details and made in a dark beige color, which offers an excellent resistance, precision and durability **(MED690)**
- Opaque material with A2 color, designed to offer matching shades. Suitable for crowns up to 24 hours in oral cavity. **(MED620)**
- Transparent biocompatible material for temporary use in oral cavity. **(MED610)**



Services and Guarantee

- A five years guarantee for permanent restorations. The Guarantee will be only valid if ZIACOR® protocol is followed. You may consult it on company website.
- ZIACOR® CAD-CAM priority is to focus on the highest quality materials to achieve success in all rehabilitations. For this reason, we only work with worldwide recognized brands materials knowed for their great biocompatibility and quality. Our commitment to the client is showed due to 5 years guarantee against structure fracture in most of all our materials, except for those made in PEEK with 3 years and 1 year for ceramics, resins and composites. For PMMA provisional restorations, the guarantee is 6 months.
- Consult the Guararantee Program for ZIACOR® CAD-CAM products.
- Customers service. Our team will assist and guide regarding any question related to materials and treatment approaching.
- Services on Spanish territory. Delivery will be within a maximum period of 72 hours.
- Maximum delivery time for scanning, design and manufacturing metal structure is 96 hours.



Information to patient

The ZIACOR® CAD-CAM brochure helps the clinician offering to the patient better treatment explanation.



Safety packaging

Coating padded to protect the product from damage during the transport.

ZIACOR®
CAD-CAM

by **ZIACOM®**

Ziacor CAD-CAM, SL
Avda de la Industria, 23 · Pol. Ind. La Cantueña
28947 Fuenlabrada · Madrid · Spain
Tel: +34 91 291 84 73
www.ziacor.es · info@ziacor.es

